







Face Frame Robe System



-  Easy to fit, sturdy, modular frame
-  Eliminates costly, bulky and heavy carcasses
-  Depth adjustable to suit room
-  Room projections can be hidden
-  Attractive fully finished system - no wet trades
-  Door handings can be changed on site


The concept of the system is a wall to wall, floor to ceiling, built in modular frame that caters for typical bedroom layouts.

The standard depth of the frame from the wall is 600mm, but being a frame this is NOT fixed. If you need to adjust the depth to suit the room the adjustment is just cutting the shelf. Runs can be used to level out uneven walls or to span projections such as chimney breasts.

All parts are fully finished so all you have to do is to assemble the frame, fix to the wall and then hang the doors.

If the end of the run requires a blend panel or a corner detail that can be supplied to match the door decoration.

Doors can be handed on site and there are options on the configuration to determine hanging space versus shelving.



- 1 The system comes as a kit that requires no cutting
- 2 Shelf supports are colour co-ordinated with the shelving
- 3 Uprights are colour co-ordinated with the doors so the external shows one colour with a complimenting internal colour, visible when you open the robe
- 4 The construction is sturdy with the uprights drilled and dowled to slot together
- 5 Blend panels can be added to close gaps at the top or side
- 6 Internal arrangements can be configured to suit your requirements

This is FSC® Certified

MORLAND

2 Buttington Cross Enterprise Park,
Welshpool, Powys SY21 7BE, UK

Tel +44 (0)1938 55 1980

Fax +44 (0)1938 55 4174

info@morland-uk.com

www.morland-uk.com



A division of
Newmor Group

